






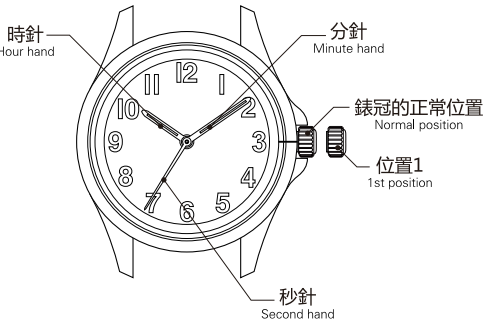
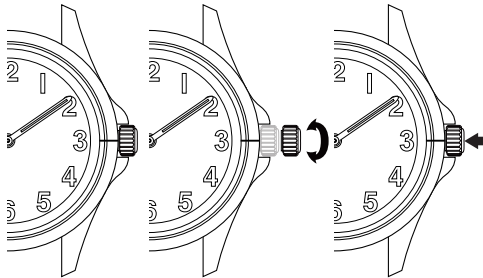


# 一般成人八達通款式

<div data-bbox="165 249 288 370"></div> <div data-bbox="310 256 502 363"><p><b>SKETTO</b> <b>OCTOPUS WATCHES</b> <b>八達通手錶</b></p></div> <div data-bbox="235 391 427 467"><p>User Manual 使用說明</p></div> <div data-bbox="267 487 401 612"><p>成人 Adult</p></div> <div data-bbox="123 632 524 705"><div> Sketto Limited 八達通錶</div><div> 5600 5570</div><div> <a href="http://www.sketto.com.hk">www.sketto.com.hk</a></div><div> <a href="https://www.instagram.com/sketto.limited">sketto.limited</a></div></div> <div data-bbox="106 715 566 772"><p>地址:香港新界荃灣美環街1號時貿中心2樓1-2室 電話:3520 0707</p></div>	<p><b>保用條款：</b> SKETTO LIMITED茲證明此產品已通過嚴格之品質檢定。於保用期內如機能上有任何失常，可獲免費維修或更換；不適用於更換電池、錶殼、錶帶因不適當處理、自行維修改裝、游泳或意外所造成的損壞。若本公司決定為客戶更新錶，該新錶將不附有任何儲值。於維修過程中影響到八達通內之儲值，SKETTO LIMITED概不負責。</p> <div data-bbox="657 430 1160 513"><p>請掃描左边的二維碼進行保用登記，手錶享一年保用。 Please scan the left QR code for warranty registration. A one-year warranty is provided.</p><p>保用登記二維碼 QR Code for warranty registration</p></div> <p><b>Conditions of Warranty:</b> SKETTO LIMITED certifies that this product has passed stringe quality check, warrants that the Company will repair or replace the watch free of charge if the watch malfunctions within the warranty period. The warranty is not applicable to the replacement of battery, case, glass, strap or any damage cause by improper treatment, modification, use in water, swimming or an accident. If a new watch is replaced, this new watch will hav no initial stored value. SKETTO LIMITED cannot guarantee this product for defects or damage that occurs due to unusual cicumstances or abusive force.</p>	<p><b>「成人八達通手錶」之條款及細則：</b></p> <ol style="list-style-type: none"><li>此八達通為根據「八達通發卡條款」發行之「銷售版八達通」（發卡條款可於八達通網站 <a href="http://www.octopus.com.hk">www.octopus.com.hk</a> 下載）。</li><li>此八達通功能與普通成人八達通無異。</li><li>此八達通儲值額為零，使用前請先增值。</li><li>此八達通不設按金及不能退還。</li><li>如八達通儲值額為零或負數，該八達通即不能使用，直至增值為止。</li><li>此八達通的有效期為包裝上的印刷年期起計7年。往後八達通卡有限公司可延長此八達通的有效使用期或公佈註銷八達通功能的日期而毋須作出賠償。</li></ol> <p><b>Terms &amp; Conditions for “Adult Octopus Watch”:</b></p> <ol style="list-style-type: none"><li>This Octopus is designated as a “Sold Octopus” and is subject to the “Conditions of Issue of Octopus” (downloadable from Octopus website at <a href="http://www.octopus.com.hk">www.octopus.com.hk</a>, dispatched or displayed at designated transport stations).</li><li>The Octopus functions of this watch are the same as a normal Adult Octopus.</li><li>This Octopus has no initial stored value, please add value before use.</li><li>This Octopus has no deposit and is non-returnable.</li><li>If the value on your Octopus is zero or negative, it cannot be</li></ol>	<p>used until it is reloaded. 6.This Octopus has a validity period of 7 years from the year of manufacture printed on the packaging and thereafter Octopus Cards Limited may at its discretion extend the validity period or announce a date on which the Octopus function shall be disabled without compensation.</p> <p><b>「成人八達通手錶」實用小貼士：</b></p> <ol style="list-style-type: none"><li>申請某些八達通服務時需要八達通號碼。它通常印在八達通卡/配飾的背面。使用前請先移除包裝物料。</li><li>持有人可於各認可八達通增值服務供應商 (八達通增值機除外) 以現金增值，或透過八達通App增值，最高金額為 \$3,000。</li><li>使用時請將此八達通拍向八達通讀寫器，直至聽到「嘟」聲及出現交易完成及餘額的顯示，才將八達通移開。若因拍八達通太快而不能完成交易，請將該八達通再次拍向同一讀寫器。</li><li>成人/長者可使用此八達通自行申請八達通自動增值服務。有關八達通自動增值服務，詳情請參閱 <a href="http://www.octopus.com.hk/aavs">www.octopus.com.hk/aavs</a> 或致電申請熱線 2266 2338。</li><li>請記錄八達通號碼作日後參考。若八達通號碼未能辨認，八達通卡有限公司或不能退還餘額。</li><li>請勿同時將多於一張八達通或與其他非接觸式智能卡拍向八達通讀寫器。</li></ol>	<p>7.請勿擅自改動八達通，包括：摺曲、塗寫、刮花、剪割，或貼上貼紙、相片或其他裝飾品等，否則，有關該八達通之交易將不獲承認，餘額也將不獲退還。</p> <p><b>Useful Tips for Using “Adult Octopus Watch”:</b></p> <ol style="list-style-type: none"><li>The Octopus number is required when applying for certain Octopus services. It is usually printed on the back of the Octopus card/ornament. Please be reminded to remove the packaging before use.</li><li>Holders may add value to their Octopus at all Octopus Authorised Add Value Service Providers (except Add Value Machines) with cash or via Octopus App up to a maximum of \$3,000.</li><li>Place your Octopus steadily over an Octopus reader, hold and wait until you hear a "Dood" sound and there is an indication that the transaction is completed and the remaining value is shown on the screen before removing your Octopus. If the transaction is incomplete because you hold your Octopus too quickly over a reader, please present it over the reader again.</li><li>Adult/Elder holders may use this Octopus to apply for the Octopus Automatic Add Value Service. Please visit <a href="http://www.octopus.com.hk/aavs">www.octopus.com.hk/aavs</a> or call the application hotline 2266 2338 for details of the Octopus Automatic Add Value Service.</li><li>Please record your Octopus number for future reference. If the Octopus number cannot be identified, Octopus Cards Limited may not be able to refund the remaining stored value on the Octopus.</li></ol>	<p>6.Do not hold more than one Octopus, or an Octopus with another contactless smartcard, over an Octopus reader at one time. 7.Do not tamper with your Octopus, such as bending, writing on, scratching, cutting, or pasting stickers, photos or accessories on it, otherwise, transactions will be not honoured and remaining stored value will not be refunded.</p> <p>SKETTO LIMITED 顧客服務熱線：3520 0707 SKETTO LIMITED Customer Service Hotline: 3520 0707</p> <p>八達通卡有限公司牌照號碼：SVF0001 Octopus Cards Limited Licence Number: SVF0001</p> <p>印刷年份：2024 Year of Manufacture: 2024</p>	<p>維修中心：香港新界荃灣美環街1號時貿中心2樓1-2室 (請先致電預約) Repair Service Center: Unit 1-2, 2/F, Mega Trade Centre, 1 Mei Wan Street, Tsuen Wan, New Territories, Hong Kong</p> <p>維修時間 Servicing times: 星期一至星期四 10:00am - 12:00pm, 2:00pm - 5:00pm</p> <p>*敬請先致電 3520 0707預約*</p> <p>Monday to Thursday 10:00am - 12:00pm, 2:00pm - 5:00pm</p> <p>Please call 3520 0707 to make an appointment in advance.</p>	<div data-bbox="4069 373 4551 689"><p>時針 Hour hand</p><p>分針 Minute hand</p><p>錶冠的正常位置 Normal position</p><p>位置1 1st position</p><p>秒針 Second hand</p></div>	<p><b>日期及時間設定</b> Date &amp; Time Setting</p> <div data-bbox="4631 327 5112 601"></div> <ol style="list-style-type: none"><li>把錶冠拉出至位置1。 Pull the crown out to the 1st position.</li><li>順時針方向旋轉錶冠設定時針及分針。 Turn the crown clockwise to set hour and minute hands.</li><li>完成時間設定後將錶冠按回至正常位置。 After setting the time, push the crown back to the normal position.</li></ol>
---	--	--	--	---	---	---	--	---