

成人Chrono款式



SKETTO
OCTOPUS WATCHES
八達通手錶

使用說明 User Manual



成人
Adult

從錶扣拍卡
(Buckle Touch)

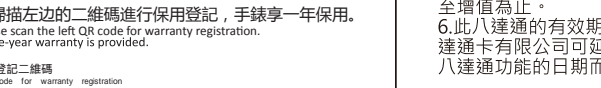


Sketto Limited 八達通錶 5600 5570

www.sketto.com.hk sketto.limited

地址：香港新界荃灣美環街1號時貿中心2樓1-2室
電話：3520 0707

保用條款：
SKETTO LIMITED茲證明此產品已通過嚴格之品質檢定。於保用期內如機能上有任何失常，可獲免費維修或更換；但不適用於更換電池、錶殼、錶帶因不當處理、自行維修、改裝、游泳或意外所造成的損壞。若本公司決定為客戶更換新錶，該新錶將不附有任何儲值。於維修過程中影響到八達通內之儲值，SKETTO LIMITED概不負責。



Conditions of Warranty:
SKETTO LIMITED certifies that this product has passed stringent quality check, warrants that the Company will repair or replace the watch free of charge if the watch malfunctions within the warranty period. The warranty is not applicable to the replacement of battery, case, glass, strap or any damage caused by improper treatment, modification, use in water, swimming or an accident. If a new watch is replaced, this new watch will have no initial stored value. SKETTO LIMITED cannot guarantee this product for defects or damage that occurs due to unusual circumstances or abusive force.

「成人八達通手錶」之條款及細則：
1.此八達通為根據「八達通發卡條款」發行之「銷售版八達通」（發卡條款可於八達通網站 www.octopus.com.hk 下載）。
2.此八達通功能與普通成人八達通無異。
3.此八達通儲值額為零，使用前請先增值。
4.此八達通不設按金及不能退還。
5.如八達通儲值額為零或負數，該八達通即不能使用，直至增值為止。
6.此八達通的有效期為包裝上的印刷年期起計7年。往後八達通卡有限公司可延長此八達通的有效使用期或公佈註銷八達通功能的日期而毋須作出賠償。

Terms & Conditions for "Adult Octopus Watch":
1.This Octopus is designated as a "Sold Octopus" and is subject to the "Conditions of Issue of Octopus" (downloadable from Octopus website at www.octopus.com.hk, dispatched or displayed at designated transport stations).
2.The Octopus functions of this watch are the same as a normal Adult Octopus.
3.This Octopus has no initial stored value, please add value before use.
4.This Octopus has no deposit and is non-returnable.
5.If the value on your Octopus is zero or negative, it cannot be

used until it is reloaded.
6.This Octopus has a validity period of 7 years from the year of manufacture printed on the packaging and thereafter Octopus Cards Limited may at its discretion extend the validity period or announce a date on which the Octopus function shall be disabled without compensation.

「成人八達通手錶」實用小貼士：
1.申請某些八達通服務時需要八達通號碼，它通常印在八達通卡/配飾的背面。使用前請先移除包裝物料。
2.持有人可於各認可八達通增值服務供應商（八達通增值機除外）以現金增值，或透過八達通App增值，最高金額為\$3,000。
3.使用時請將此八達通拍向八達通讀寫器，直至聽到「嘟」聲及出現交易完成及餘額的顯示，才將八達通移開。若因拍八達通太快而不能完成交易，請將該八達通再次拍向同一讀寫器。
4.成人/長者可使用此八達通自行申請八達通自動增值服務。有關八達通自動增值服務，詳情請參閱 www.octopus.com.hk/aavs 或致電申請熱線 2266 2338。
5.請記錄八達通號碼作日後參考。若八達通號碼未能辨認，八達通卡有限公司或不能退還餘額。
6.請勿同時將多於一張八達通或與其他非接觸式智能卡拍向八達通讀寫器。

7.請勿擅自改動八達通，包括：摺曲、塗寫、刮花、剪割，或貼上貼紙、相片或其他裝飾品等，否則，有關該八達通之交易將不獲承認，餘額也將不獲退還。

Useful Tips for Using "Adult Octopus Watch":
1.The Octopus number is required when applying for certain Octopus services. It is usually printed on the back of the Octopus card/ornament. Please be reminded to remove the packaging before use.
2.Holders may add value to their Octopus at all Octopus Authorised Add Value Service Providers (except Add Value Machines) with cash or via Octopus App up to a maximum of \$3,000.
3.Place your Octopus steadily over an Octopus reader, hold and wait until you hear a "Dood" sound and there is an indication that the transaction is completed and the remaining value is shown on the screen before removing your Octopus. If the transaction is incomplete because you hold your Octopus too quickly over a reader, please present it over the reader again.
4.Adult/Elder holders may use this Octopus to apply for the Octopus Automatic Add Value Service. Please visit www.octopus.com.hk/aavs or call the application hotline 2266 2338 for details of the Octopus Automatic Add Value Service.
5.Please record your Octopus number for future reference. If the Octopus number cannot be identified, Octopus Cards Limited may not be able to refund the remaining stored value on the Octopus.

6.Do not hold more than one Octopus, or an Octopus with another contactless smartcard, over an Octopus reader at one time.
7.Do not tamper with your Octopus, such as bending, writing on, scratching, cutting, or pasting stickers, photos or accessories on it, otherwise, transactions will be not honoured and remaining stored value will not be refunded.

SKETTO LIMITED 顧客服務熱線：3520 0707
SKETTO LIMITED Customer Service Hotline: 3520 0707

八達通卡有限公司牌照號碼：SVF0001
Octopus Cards Limited Licence Number: SVF0001

印刷年份：2024
Year of Manufacture: 2024

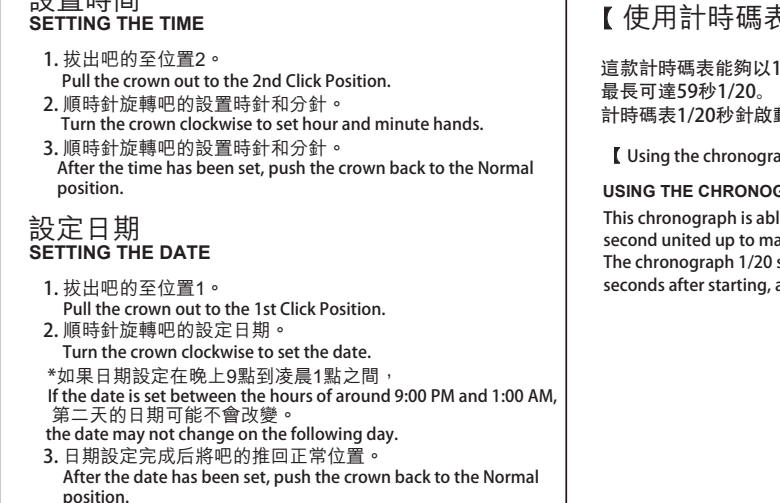
維修中心：香港新界荃灣美環街1號時貿中心2樓1-2室
(請先致電預約)
Repair Service Center: Unit 1-2, 2/F, Mega Trade Centre, 1 Mei Wan Street, Tsuen Wan, New Territories, Hong Kong

維修時間 Servicing times:
星期一至星期四 10:00am - 12:00pm, 2:00pm - 5:00pm

敬請先致電 3520 0707預約

Monday to Thursday 10:00am - 12:00pm, 2:00pm - 5:00pm

Please call 3520 0707 to make an appointment in advance.



設置時間
SETTING THE TIME

- 拔出吧的至位置2。
Pull the crown out to the 2nd Click Position.
- 順時針旋轉吧的設置時針和分針。
Turn the crown clockwise to set hour and minute hands.
- 順時針旋轉吧的設置時針和分針。
After the time has been set, push the crown back to the Normal position.

設定日期
SETTING THE DATE

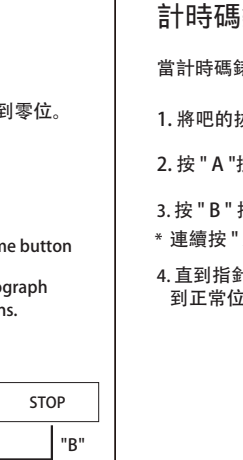
- 拔出吧的至位置1。
Pull the crown out to the 1st Click Position.
- 順時針旋轉吧的設定日期。
Turn the crown clockwise to set the date.

*如果日期設定在晚上9點到凌晨1點之間，第二天的日期可能不會改變。
the date may not change on the following day.

3. 日期設定完成后將吧的推回正常位置。
After the date has been set, push the crown back to the Normal position.

【使用計時碼表】
USING THE CHRONOGRAPH

This chronograph is able to measure and display time in 1/20 second united up to maximum of 59sec. The chronograph 1/20 second hand keeps continuously for 30 seconds after starting, and then stops at Zero position.



計時碼錶復位(包含更換電池后)
CHRONOGRAPH RESET (INCL. AFTER REPLACING BATTERY)

當計時碼錶大秒針沒有回到零位時，可執行此程序。

- 將吧的拔出到位置2。
- 按 "A" 按製一次，將大秒針調到零的位置。
- 按 "B" 按製一次，將1/20小秒針調到零的位置。
- 直到指針歸于零位，重新設定時間，完成后將吧的推回到正常位置。

錶帶長度調整
ADJUSTING STRAP LENGTH

1. Pull the crown out to the 2nd Click Position.

2. Press the button "A" once to set the chronograph second hand to the Zero position.

3. Press the button "B" once to set the chronograph 1/20 second hand to the Zero position.

*The chronograph hands can be advanced rapidly by continuously pressing button "A" or "B".

4. Once the hands are set at Zero position, reset the time and return the crown to its normal position.

